





“Pulling Hair” and Winding

	Grasp ends of the hank of unconditioned viscose between thumb & forefinger...
	and pull, withdrawing smooth fibres and leaving tangles behind.
	Line up ends with viscose hank...
	and pull again.




Repeat until you get something like this – just enough for 1 wind at a time. No combing required!



Wet needle, hold ends and secure with forefinger. Keeping tension on the viscose with pinching fingers on other hand...



roll needle so that the viscose winds flat with very little or no overlapping. See how smooth and glossy this wind is?



Keep rolling needle to the end of the viscose. Repeat from the beginning until there is the required number of winds. Wet needle under the tap and dry in a cool oven (70° C / 150° F) Allow to cool.